

A few things to keep in mind:

- It's a good idea to pass on WHALE information and materials to others who routinely drive your child.
- Remember to note corrections on the information card as details change, and update the child's picture.
- Remove the information card from the seat if you sell or give the seat away.

Bridgewater Township Police Department Traffic Safety Unit

To contact Traffic Safety
(908) 526-1977


For questions or comments:
Trafficsafety@bridgewaterpd.com

"Dedicated to Service, Committed to Community"



BRIDGEWATER TOWNSHIP POLICE DEPARTMENT

Chief Richard J. Borden



"WHALE" Program Sponsored By

ETHICON
a Johnson & Johnson company



*"Hey, I'm just a little person.
I don't know my name,
address, phone number or
how to reach my relatives. Please
help me by adding WHALE stickers
to my child safety seat. In the event
of a crash, emergency personnel
will know who I am and how
to contact someone who really
knows my special needs.
Thanks for loving and
caring about me."*

Your Little Person




"We Have A Little Emergency"

**Child Safety Seat
Identification Program**
The information in this envelope
could save your child's life!

CAR SAFETY SEAT OCCUPANT IDENTIFICATION PROGRAM

"We Have A Little Emergency"

In 2000, 69,000 children under age four were involved in automobile accidents. These accidents happen when children ride with parents, as well as with others, such as grandparents, neighbors and babysitters. If the adult in the vehicle is seriously injured and unable to talk, emergency personnel have no easy way of identifying the child or his/her special needs – vital information that can help rescue efforts go more smoothly. Sometimes, just knowing the child's name can help rescue workers comfort a frightened child, while knowing who to contact in an emergency allows them to notify parents or the next closest relative right away. That's when WHALE – "We Have A Little Emergency" – can make a difference.



Communities find it easy to participate in the program. All you need to do is complete the enclosed information card and place it in the plastic self-adhesive hold which adheres to the **back** of the child safety seat. Then put the self-adhesive stickers on your rear side car windows and on both sides of the child safety seat.

Content of Packet

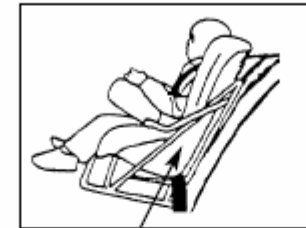
WHALE™ Information Card and holder.

Fill in all pertinent information on this card (child's name, date of birth, medical history and emergency contacts), and affix the child's photo to the card (optional). To ensure privacy of these personal facts, place the card in the holder and fasten it to the back of the safety seat where it will not be visible from outside of the vehicle.



Information Card
(where it is not visible
while seat is secured
in the car)

Two WHALE™ safety seat stickers. These stickers include the WHALE logo and should be attached to the sides of the safety seat so they are easily seen.



ONE WHALE STICKER
ON EACH SIDE

Two WHALE™ vehicle window stickers. These stickers include the WHALE logo and should be attached to the inside of the lower rear corner of the vehicle's side windows. This lets rescuers know that the occupants participate in WHALE and that they can find important information on the back of the child safety seat.



ONE WHALE STICKER
IN EACH REAR SIDE WINDOW

The WHALE™ Program

WHALE is an identification program that started in the early 1990s by Connie Day, a child caregiver in Virginia, who wondered what would happen to the children in her care in the event of a car accident. The program is now recognized and used by emergency personnel in 34 states.